

# Statement of account

## C-QUADRAT ARTS Total Return Bond

1 January 2023 to 31 December 2023

UCITS Fund





## STATEMENT OF ACCOUNT

### of C-QUADRAT ARTS Total Return Bond,

a co-ownership fund pursuant to section 2 (2) of the Austrian Investment Fund Act 2011 (Investmentfondsgesetz, InvFG 2011), for the financial year from 1. January 2023 to 31. December 2023.

Dear Investor,

Ampega Investment GmbH hereby presents the report of **C-QUADRAT ARTS Total Return Bond** for the preceding financial year. The annual report was based on the price calculation from December 29, 2023.

Please refer to the "Information on the management company" section for detailed information on the management, the composition of the Supervisory Board as well as the shareholder structure.

#### Information about employee remuneration

Total amount of employee remuneration paid in the previous financial year of the management company (incl. risk takers of other companies of the Talanx Group)	kEUR	10,426
thereof fixed remuneration	kEUR	8,062
thereof variable remuneration	kEUR	2,365
Remuneration directly paid out of the fund	kEUR	n.a.
Number of employees of the management company (excl. risk takers of other companies of the Talanx Group)		84
Amount of carried interest paid	kEUR	n.a.
Total amount of remuneration paid to risk takers in the previous financial year of the management company	kEUR	4,160
Amount of carried interest paid	kEUR	1,526
thereof other executives	kEUR	2,204
thereof other risk takers	kEUR	n.a.
thereof employees with control functions	kEUR	430
thereof employees with the same income level	kEUR	n.a.

The details of remuneration are taken from the last adopted annual accounts of the management company and are determined from the payroll accounting data of the year. Employees and managers may receive a performance-oriented remuneration in addition to their basic remuneration. Further information and explanations of the remuneration system of the company are available on the company's website ([www.ampega.com](http://www.ampega.com)). The remuneration received by risk takers in the financial year from other companies of the Talanx Group was included in the calculation of the compensation.

The company's annual review of its remuneration policy has shown that changes to the remuneration policy are not required.

Therefore, the remuneration policy fixed was not materially amended in the reporting period.

ARTS Asset Management GmbH, to which the portfolio management has been outsourced, has provided us with the following information on employee remuneration:

Total amount of employee remuneration paid in the previous financial year of the outsourcing company	kEUR	3,362
thereof fixed remuneration	kEUR	3,304
thereof variable remuneration	kEUR	58

Remuneration directly paid out of the fund	n.a.
Number of employees of the outsourcing company	41

Status as at: 31/12/2022

Cologne, 29.04.2024  
Ampega Investment GmbH  
The Management



Dr. Dirk Erdmann



Stefan Kampmeyer



Dr. Thomas Mann



Jürgen Meyer



Djam Mohebbi-Ahari

## Comparative overview of the last four financial years of the fund

Total fund assets in EUR	
31/12/2023	110,925,237.64
31/12/2022	109,199,061.60
31/12/2021	110,668,236.53
31/12/2020	102,789,753.70
31/12/2019	108,252,177.05

Distribution fund AT0000634712 in EUR	Calculated value per accumulation unit	Distribution per distribution unit
<b>Financial year</b>		
31/12/2023	146.56	4.3900
31/12/2022	140.41	0.0000
31/12/2021	151.97	4.5600
31/12/2020	147.05	0.0000
31/12/2019	155.74	4.6700

Accumulation fund AT0000634720 in EUR	Calculated value per accumulation unit	Income used for accumulation	Disbursement in acc. with sec. 58 (2) InvFG
<b>Financial year</b>			
31/12/2023	187.76	2.7642	0.0000
31/12/2022	179.87	-6.5515	0.0000
31/12/2021	188.86	6.5937	0.0882
31/12/2020	182.75	-6.1886	0.0000
31/12/2019	188.88	11.1300	1.4100

Full accumulation fund AT0000A08E52 in EUR	Calculated value per full accumulation unit	Income used for full accumulation
<b>Financial year</b>		
31/12/2023	201.71	2.8996
31/12/2022	193.31	-6.9761
31/12/2021	202.80	7.2519
31/12/2020	196.17	-6.5179
31/12/2019	201.11	13.3800

Full accumulation fund AT0000A08E70 in EUR	Calculated value per full accumulation unit	Income used for full accumulation
<b>Financial year</b>		
31/12/2023	201.56	3.0116
31/12/2022	193.05	-7.0377
31/12/2021	202.60	7.1590
31/12/2020	196.07	-6.4013
31/12/2019	200.89	13.3100

Full accumulation fund AT0000A10TK3 in PLN	Calculated value per full accumulation unit	Income used for full accumulation
<b>Financial year</b>		
31/12/2023	864.39	12.3453
31/12/2022	893.96	-32.7668
31/12/2021	922.16	28.2473
31/12/2020	898.25	-30.9408
31/12/2019	852.64	55.4700

Full accumulation fund AT0000A1H690 in PLN hedged	Calculated value per full accumulation unit	Income used for full accumulation
<b>Financial year</b>		
31/12/2023	133.34	14.9475
31/12/2022	124.14	1.6734
31/12/2021	123.18	-1.6039
31/12/2020	118.54	-8.1716
31/12/2019	121.06	9.7400

Full accumulation fund AT0000A1Z3E0 in CZK hedged	Calculated value per full accumulation unit	Income used for full accumulation
<b>Financial year</b>		
31/12/2023	1,165.77	33.9378
31/12/2022	1,086.99	65.9499
31/12/2021	1,084.92	68.7454
31/12/2020	1,044.68	-68.4979
31/12/2019	1,071.67	96.7600

Accumulation fund AT0000A218H5 in EUR	Calculated value per accumulation unit	Income used for accumulation	Disbursement in acc. with sec. 58 (2) InvFG
<b>Financial year</b>			
31/12/2023	107.28	1.8751	0.0000
31/12/2022	102.48	-3.4286	0.0000
31/12/2021	107.63	3.6743	0.3963
31/12/2020	103.89	-3.3044	0.0000
31/12/2019	107.58	6.0500	0.0000

# Income statement and development of fund assets

## Performance in the financial year (fund performance)

Determination in accordance with the calculation method applied by Oesterreichische Kontrollbank AG per unit in fund currency taking no account of a front-end load

<b>Distribution unit (AT0000634712)</b>	
Calculated value per unit at the beginning of the financial year	140.41
Calculated value per unit at the end of the financial year	146.56
Net income / net reduction per unit	6.15
Performance of distribution unit in the financial year in %	4.38
<b>Accumulation unit (AT0000634720)</b>	
Calculated value per unit at the beginning of the financial year	179.87
Calculated value per unit at the end of the financial year	187.76
Net income / net reduction per unit	7.89
Performance of an accumulation unit in the financial year in %	4.39
<b>Full accumulation unit I (AT0000A08E52)</b>	
Calculated value per unit at the beginning of the financial year	193.31
Calculated value per unit at the end of the financial year	201.71
Net income / net reduction per unit	8.40
Performance of full accumulation unit in the financial year in %	4.35
<b>Full accumulation unit A (AT0000A08E70)</b>	
Calculated value per unit at the beginning of the financial year	193.05
Calculated value per unit at the end of the financial year	201.56
Net income / net reduction per unit	8.51
Performance of full accumulation unit in the financial year in %	4.41
<b>Full accumulation unit A PLN (AT0000A10TK3)</b>	
Calculated value per unit at the beginning of the financial year	893.96
Calculated value per unit at the end of the financial year	864.39
Net income / net reduction per unit	-29.57
Performance of full accumulation unit in the financial year in %	-3.31
<b>Full accumulation unit A PLN H (AT0000A1H690)</b>	
Calculated value per unit at the beginning of the financial year	124.14
Calculated value per unit at the end of the financial year	133.34
Net income / net reduction per unit	9.20
Performance of full accumulation unit in the financial year in %	7.41
<b>Full accumulation unit A CZK (AT0000A1Z3E0)</b>	
Calculated value per unit at the beginning of the financial year	1,086.99
Calculated value per unit at the end of the financial year	1,165.77
Net income / net reduction per unit	78.78
Performance of full accumulation unit in the financial year in %	7.25
<b>Accumulation unit IT retrofre (AT0000A218H5)</b>	
Calculated value per unit at the beginning of the financial year	102.48
Calculated value per unit at the end of the financial year	107.28
Net income / net reduction per unit	4.80
Performance of an accumulation unit in the financial year in %	4.68

## Fund result

Fund result for the period from 01/01/2023 to 31/12/2023

Fund result	EUR	EUR
Account group / account		
<b>A) Realised fund result (excl. income equalisation)</b>		<b>2,936,278.87</b>
<b>Net profit or loss from ordinary fund activities</b>		<b>-262,449.33</b>
<b>Income (without exchange gains and losses)</b>		<b>1,070,828.40</b>
Dividend yields from sub-funds	-10,638.39	
Income from sub-funds (incl. actual distribut.)	1,055,958.22	
Other income (incl. tax reclaim)	153.80	
Interest expense (incl. negative interest on deposits)	353.69	
Net interest income/loss from cash collateral	-219.77	
Interest income	25,220.85	
<b>Expense</b>		<b>-1,333,277.73</b>
Authorisation cost abroad	-21,072.94	
Custodian bank fees	-55,677.06	
Custodial fees	-31,618.15	
Audit costs	-11,559.71	
Administration fee of custodian bank: Refund of administrative expense from sub-funds	25,677.43	
Management charges	-1,124,897.35	
Compulsory costs and publication costs	-23,747.33	
Performance fees	-90,382.62	
<b>Realised exchange gains and losses</b>		<b>3,198,728.20</b>
Deemed distributed income	2,079,315.73	
Realised gains	3,517,017.07	
Losses from derivative instruments	-750,963.80	
Realised losses	-3,731,855.08	
Gains from derivative instruments	2,085,214.28	
<b>B) Unrealised profit or loss from fund activities</b>		<b>3,053,248.74</b>
Change in unrealised exchange gains and losses	3,053,248.74	
Change in dividend receivables	0.00	
<b>C) Income equalisation</b>		<b>-43,957.09</b>
Income equalisation for income realised in the financial year	-43,957.09	
<b>Total profit or loss from fund activities</b>		<b>5,945,570.52</b>

The result of the accounting year declaration-related transaction costs in the amount of 74,990.93 EUR

**Performance of fund assets**

<b>Performance of fund assets</b>		<b>Assets in EUR</b>
<b>Fund assets on 31/12/2022 (1,091,139.528 units)</b>		<b>109,199,061.60</b>
<b>Funds fluctuation</b>		<b>-4,219,394.48</b>
From sales of unit certificates	11,276,903.19	
From redemption of unit certificates	-15,540,254.76	
Pro-rata income equalisation	43,957.09	
<b>Total profit or loss from fund activities</b>		<b>5,945,570.52</b>
<b>Fund assets on 31/12/2023 (1,048,413.882 units)</b>		<b>110,925,237.64</b>



# Development of the markets and investment strategy

## Development of the markets

The international share indices made an ambivalent start to the first trading week of the new stock market year 2023. While European indices opened January with a veritable upward rally, neither U.S. nor Far Eastern indices were able to match this. The EuroSTOXX 50, for example, achieved an increase of over 10%. However, the German DAX also impressed with a gain of over 9%. While U.S. indices caught up in mid-January, the Japanese share index Nikkei 225 was unable to keep pace. Until May, both U.S. and Far Eastern stocks had to contend with repeated downward movements, meaning that they were no longer able to build on their interim positive trends and suffered corresponding losses which could not be offset despite repeated recoveries. In addition to the interest rate hikes by the European Central Bank and the U.S. Federal Reserve and the geopolitical tensions between the U.S. and China, the main media focus was on the emergency takeover of the major Swiss bank Credit Suisse by UBS, the collapse of the Silicon Valley Bank SVB that had already taken place and the resulting fears of another “banking crisis”: In addition, the ongoing tensions in the Ukraine conflict and the first settlement of a liquefied natural gas (LNG) trade in yuan were highlighted in the media. Against this backdrop, the EuroSTOXX 50, for example, lost 6.46% of its value at its peak while the Nikkei 225 in Japan also fell by just under 6% and the S&P 500 overseas by just under 5%. At the beginning of June, share indices from Europe and overseas recorded upward movements again with Japan’s Nikkei 225 leading the way, rising by 9.12% at its peak. However, U.S. technology stocks also performed well during this phase. The summer, on the other hand, was divided into two parts. While a positive mood prevailed in the first half of the summer, August did not match this and even an upward trend towards the end of the summer was unable to offset the negative tendencies. The main reasons for this were the slight decline in inflation, the renewed interest rate hike by the ECB and Fed, which predicted further rate hikes for 2023, and China’s weakening economy. At the beginning of September, there was a renewed downward trend; only indices from the Far East, such as the Japanese Nikkei 225, showed positive trends in September. This was followed by a reversal in October with indices from the Far East again losing out on their positive performance. European trading centres in particular led the negative sentiment with the U.S. indices also following suit. This period was overshadowed above all by the attack on a music festival in Israel and the subsequent flare-up of conflict in the Middle East. A recovery was recorded in the last two months of the period under review. In addition to new highs overseas, the EuroSTOXX 50 also rose above 4,500 points for the first time

since 2007. Only Far Eastern indices, such as the Nikkei 225, did not keep pace. The latter lost more than 3% points in the first half of December. In addition to the conflict in the Middle East, the media was dominated by the prospect of a possible end to interest rate hikes by central banks.

## Investment strategy

C-QUADRAT ARTS Total Return Bond has flexible investment guidelines. It may be fully invested both in bond funds and money market funds or near-money market funds. In implementing the investment policy, the fund management increasingly follows a “total return approach” using a technical trading software developed by ARTS Asset Management with a short- to medium-term trend-following alignment. Funds that show a positive behavioural trend in the short to medium term are given the highest weighting in the portfolio. The investment strategy is not geared to a benchmark, the aim is rather to realise an absolute increase in value in all market phases in the long term. The fund is actively managed. If negative trends develop, the bond quota may be reduced to zero. In such a case the moneys are primarily invested in investment funds with short-dated fixed-term deposits.

# Composition of fund assets

## Statement of assets as of 31/12/2023

Class designation	ISIN	Currency	Holdings 31/12/2023	Purchase/ accruals	Sales/ disposals	Rate	Market value in EUR	% of fund assets
						period under review		
<b>INVESTMENT CERTIFICATES</b>							<b>109,955,408.37</b>	<b>99.13</b>
<b>INVESTMENT CERTIFICATES EURO</b>							<b>109,955,408.37</b>	<b>99.13</b>
AB FCP I-MORTG.INC. I2EOH	LU1699968225	EUR	365,000	1,005,000	640,000	15.7800	5,759,700.00	5.19
ABSALON-GLBL HIGH YL.I EO	LU1138630212	EUR	77	388	311	13,704.5400	1,055,249.58	0.95
AF-OP.YIE.SH.T. I2 UH.EOA	LU1883339746	EUR	4,950	4,950	0	1,044.7400	5,171,463.00	4.66
AMPEGA CR.OPPS R.FDS I(A)	DE000A2QFHD8	EUR	10,000	0	10,200	94.4700	944,700.00	0.85
ASS.CR.-A.C.SUBD.A.COCCO I	LU0990655838	EUR	5,600	11,700	6,100	839.2000	4,699,520.00	4.24
DWS I.-SH.DUR.CREDIT FC	LU0236146428	EUR	8,900	36,000	27,100	138.0500	1,228,645.00	1.11
DWS I.EO HY CORP. FC	LU0616840772	EUR	3,700	30,000	26,300	174.3500	645,095.00	0.58
EDR-FINL BDS I EUR	FR0010584474	EUR	7,300	14,700	7,400	196.7300	1,436,129.00	1.29
FID.FDS-EO CORP.BDS YA EO	LU0370787359	EUR	154,000	154,000	0	33.2100	5,114,340.00	4.61
FID.FDS-EURO BOND Y AC.EO	LU0346390197	EUR	325,000	325,000	0	15.6400	5,083,000.00	4.58
GSF-EM.M.DEB.L.PTF.I A EO	LU0494455123	EUR	24,400	100,000	75,600	13.8300	337,452.00	0.30
LA FRANCAISE SUB DEB C	FR0010674978	EUR	2,130	3,770	4,050	2,246.4300	4,784,895.90	4.31
MAN-GL.INV.G.OP I HGDEOA	IE000VA5W9H0	EUR	161,000	161,000	0	107.0900	17,241,490.00	15.54
MSI-EUR.HIGH YIELD BD ZEO	LU0360481153	EUR	3,250	27,000	23,750	63.2300	205,497.50	0.19
NEUB.BERM.-EUR.H.Y.EOIAUN	IE00BNH72V92	EUR	620,000	620,000	0	14.0000	8,680,000.00	7.83
NORDEA 1-EME.MKT BD BIEUR	LU0772925276	EUR	14,500	14,500	0	129.9191	1,883,826.95	1.70
NORDEA 1-EUR.FIN.DBT BIEO	LU0772943501	EUR	78,000	111,900	33,900	192.8534	15,042,565.20	13.56
NORDEA 1-EUR.H.YLD BI-EUR	LU0141799097	EUR	104,000	104,000	0	39.9133	4,150,983.20	3.74
PFGIS.-PIM.C.SEC. INSTEOH	IE00B6VHBN16	EUR	501,000	501,000	0	14.5000	7,264,500.00	6.55
PIMCO GL I.-G.HY B.AI EOH	IE00B2R34Y72	EUR	166,000	166,000	0	24.5600	4,076,960.00	3.68
SISF-GL.CR.H.INC.CACC.EOH	LU0903425766	EUR	15,600	15,600	0	130.9759	2,043,224.04	1.84
T.R.PR.-EM.LOC.MKT.BD QEO	LU1127970090	EUR	16,700	68,000	51,300	11.9900	200,233.00	0.18
T.ROWE P-EUR.HY BD QAE0	LU1032541671	EUR	200,000	342,000	142,000	13.5500	2,710,000.00	2.44
WMF(I)-W.EO HI.YI.BD SUNH	IE00BJRHVH04	EUR	845,000	845,000	0	12.0662	10,195,939.00	9.19
<b>FORWARD EXCHANGE DEALINGS</b>							<b>66,461.39</b>	<b>0.06</b>
DTG EUR CZK 05.01.24	DTG173699	EUR	-632,235	0	632,235	24.7308	-4,356.28	-0.00
DTG EUR PLN 05.01.24	DTG173703	EUR	-12,043,370	0	12,043,370	4.3315	70,817.68	0.06
<b>CASH AT BANK</b>							<b>1,053,905.07</b>	<b>0.95</b>
<b>EUR balances</b>							<b>1,051,876.09</b>	<b>0.95</b>
EUR balances							1,051,876.09	0.95
<b>BALANCES IN OTHER EU CURRENCIES</b>							<b>2,028.98</b>	<b>0.00</b>
CZK							1,051.82	0.00
PLN							977.16	0.00
<b>DEFERRED INCOME</b>							<b>-150,537.19</b>	<b>-0.14</b>
VARIOUS CHARGES							-151,273.05	-0.14
INTEREST CLAIMS							1,287.93	0.00
<b>VARIOUS</b>							<b>-552.07</b>	<b>-0.00</b>
CASH_COLL_RECEIVABLE		EUR	100,000	0	0	1.0000	0.00	0.00
CASH_COLL_RECEIVABLE_IG		EUR	100,000	0	0	1.0000	0.00	0.00
ZIFO_COL_CASH_COLL_RECEIVABLE_IG		EUR	-552	955	1,508	1.0000	-552.07	-0.00
<b>Fund assets</b>						<b>EUR</b>	<b>110,925,237.64</b>	<b>100.00<sup>1)</sup></b>
Unit value class C-QUADRAT ARTS Total Return Bond (AUS)						EUR	146.56	
Unit value class C-QUADRAT ARTS Total Return Bond (TTH)						EUR	187.76	
Unit value class C-QUADRAT ARTS Total Return Bond (VTH) I						EUR	201.71	
Unit value class C-QUADRAT ARTS Total Return Bond (VTH) A						EUR	201.56	
Unit value class C-QUADRAT ARTS Total Return Bond (VTH) A PLN						PLN	864.39	
Unit value class C-QUADRAT ARTS Total Return Bond (VTH) A PLN H						PLN	133.34	

**Statement of assets as of 31/12/2023**

Class designation	ISIN	Currency	Holdings 31/12/2023	Purchase/ accruals	Sales/ disposals	Rate	Market value in EUR	% of fund assets
				period under review				
Unit value class C-QUADRAT ARTS Total Return Bond (VTH) A CZK		CZK					1,165.77	
Unit value class C-QUADRAT ARTS Total Return Bond (TTH) IT retrofre		EUR					107.28	
Number of units in circulation class C-QUADRAT ARTS Total Return Bond (AUS)					Units		34,701.912	
Number of units in circulation class C-QUADRAT ARTS Total Return Bond (TTH)					Units		263,908.762	
Number of units in circulation class C-QUADRAT ARTS Total Return Bond (VTH) I					Units		2,257.070	
Number of units in circulation class C-QUADRAT ARTS Total Return Bond (VTH) A					Units		45,101.641	
Number of units in circulation class C-QUADRAT ARTS Total Return Bond (VTH) A PLN					Units		30,010.000	
Number of units in circulation class C-QUADRAT ARTS Total Return Bond (VTH) A PLN H					Units		399,600.000	
Number of units in circulation class C-QUADRAT ARTS Total Return Bond (VTH) A CZK					Units		13,723.350	
Number of units in circulation class C-QUADRAT ARTS Total Return Bond (TTH) IT retrofre					Units		259,111.147	

<sup>1)</sup> Rounding the percentage during the calculation may have caused minor rounding differences.

**Exchange rates (indirect quotation) as of 31/12/2023**

Euro	(EUR)	1.00000	= 1 (EUR)
Polish zloty	(PLN)	4.33025	= 1 (EUR)
Czech koruna	(CZK)	24.71900	= 1 (EUR)

**Note on risk**

There is a risk that, due to the formation of market prices on illiquid markets, the valuation prices of certain securities may differ from their actual sales (valuation risk).

The value of a unit is calculated by dividing the total value of the investment fund inclusive of its income by the number of units. The total value of the investment fund is to be determined by the custodian bank on the basis of the respective market values of the securities, money market instruments and subscription rights forming part of it plus the value of the financial assets, amounts of money, credit balances, claims and other rights less liabilities forming part of the fund.

The net assets are determined according to the following principles:

a) The value of assets that are quoted or traded on a stock exchange or another regulated market is generally determined on the basis of the last available price.

b) If an asset is not quoted or traded on a stock exchange or another regulated market or if the price of an asset quoted or traded on a stock exchange or another regulated market does not adequately reflect the actual market price, the prices supplied by reliable data providers or, alternatively, the market prices for equivalent securities will be taken or other recognised valuation methods employed.

## Transactions concluded during the reporting period if they are no longer stated in the statement of assets

Purchases and sales of securities, investment units and promissory note loans (market attribution as of the reporting date)				
Class designation	ISIN	Currency	Purchase/ accruals	Sales/ disposals
<b>INVESTMENT CERTIFICATES INCLUDED IN OTHER ORGANISED MARKETS SWISS FRANC</b>				
LO FDS.-SF CR.BD(FOR.)NA	LU0209983930	CHF	370,000	370,000
<b>INVESTMENT CERTIFICATES INCLUDED IN OTHER ORGANISED MARKETS CZECH KORUNA</b>				
GS CZ CROWN BD PCCZK	LU0082087437	CZK	49,500	49,500
<b>INVESTMENT CERTIFICATES INCLUDED IN OTHER ORGANISED MARKETS EURO</b>				
A.C.-ASS.CR.SE.ESG I	LU0890803710	EUR	3,660	3,660
ACATIS IFK VALUE RENTEN A	DE000A0X7582	EUR	122,000	122,000
AF-AM.F.EM CO.BD IEOHC	LU0755947800	EUR	0	6,000
AMF-E.M.S.T.BD I2 HGDEOA	LU1882464198	EUR	5,000	5,000
AMF-STRAT.BD I2 UH.EOA	LU1883302660	EUR	0	95,000
ASHMORE-E.M.L.C.BD IACCEO	LU1023716233	EUR	62,000	62,000
AXA WLD-EURO STR.BDS ITEO	LU0227128450	EUR	0	16,200
BGF-USD SH.DU.BD D2ACCEOH	LU1423762027	EUR	530,000	530,000
BLUEBAY FDS-EM.MK.BD I-EO	LU0225307809	EUR	8,400	8,400
BLUEBAY-I.G.ABS.RTN B.IEO	LU0627763740	EUR	0	40,500
BNPP EUR.SC CONVERT. CPR	LU0265308576	EUR	19,600	19,600
BNPP LOCAL EM BD IRHEOC	LU0823386916	EUR	59,000	59,000
CANDR.BDS-EUR HY INH.I	LU0144746509	EUR	0	3,950
CS I.F.1-CS FIN.BD IBEO	LU1160526791	EUR	4,700	14,350
DEKA-EM BOND CF	LU0350136957	EUR	57,000	57,000
DNB-HIGH YIELD INSTAEOA	LU1303786096	EUR	35,500	35,500
DNCA INV.-ALPHA BDS I EO	LU1694789378	EUR	0	129,300
DWS I.-ASIAN BDS FCH	LU0813324794	EUR	27,000	27,000
EDRF-EMERGING CDT I EO	LU1080016071	EUR	64,000	64,000
EDRF-EUROPE CONV. I EO	LU1103208846	EUR	15,000	15,000
GAM M.B.-LOC.EM.BD BEOCAP	LU0256064774	EUR	31,000	31,000
GEN.INV.-C.+E.EUR.BD BXEO	LU0145480769	EUR	61,000	61,000
GS A.DB.HC ICEOHI	LU0750253519	EUR	500	500
GSF-EM.MKTS COR.BD IA EOH	LU0622306495	EUR	0	33,700
HSBC GIF-EURO HGH YLD I C	LU0165129072	EUR	0	212,000
INVESCO-IN.INDIA BD CAEOH	LU1642785734	EUR	222,000	222,000
IS DL.T.BD1-3YR U.ETF EHA	IE00BDFK1573	EUR	850,000	850,000
ISHSII-DL FR BD ETF EOHDD	IE00BF11F458	EUR	2,200,000	2,200,000
ISHSII-EO FR BD ESG EOD	IE00BF5GB717	EUR	1,640,000	1,640,000
ISHSIV-ISH.C HGDEO ACC	IE00BKT6VQ12	EUR	1,810,000	1,810,000
JAMS-JP.ST.AB.RE.BD IAEOH	IE00BLP58Q81	EUR	0	369,000
JPM-E.M.C.B JPMEMCB IAEOH	LU1306423655	EUR	0	49,500
JPM-EMIGB JPMEMIGB IAEOH	LU0562247188	EUR	24,700	24,700
JPM-EO.H.Y SH.DUR.B CAEO	LU1533169881	EUR	0	9,900
JPM-EO.HYB.JPMEHYB IAEO	LU0248062605	EUR	0	22,200
KATHREIN S.EM L BD(I)(T)	AT0000A2HU91	EUR	37,000	37,000
KATHREIN YIELD + I T	AT0000A1H542	EUR	6,300	6,300
KEPLER EM RF IT (T)	AT0000A1CTF3	EUR	20,400	20,400
L.I.-L.E.1-3Y I.B.G.B. D	LU1598691050	EUR	30,000	30,000
LOF-UL.LO.DU.(EO)EONUHACC	LU1230566041	EUR	315,000	315,000
M+G(L)1-E.IN.L.COR. CAEO	LU1582984222	EUR	0	138,000
MUL-LYX.EO 2-10Y I.EX. A	LU1390062245	EUR	117,000	117,000
N.B.I.FD.E.M.D.L.C.ACCIEO	IE00B975F507	EUR	300,000	300,000
NIFLI-OST.EUR.H.INC. IAEO	LU0556616935	EUR	0	5,200
OAKT.L-GL EX-US CO.IEOA	LU0931240575	EUR	21,800	21,800
PFI ETF-PLD EO C.B. EOI	IE00BP9F2J32	EUR	46,500	46,500
PIMCO G.I.-E.M.I.B.I.AEOH	IE00B607SM09	EUR	0	390,000
RAIFF.-EMMARKETS-R. I (A)	AT0000A1KK99	EUR	24,200	24,200
RAIFF.OSTEUR.-RENT (I) A	AT0000A1KKA6	EUR	14,000	14,000
ROBECO EUROP.HGH YLD IHEO	LU0226955762	EUR	0	21,100

**Transactions concluded during the reporting period if they are no longer stated in the statement of assets**

Purchases and sales of securities, investment units and promissory note loans (market attribution as of the reporting date)

Class designation	ISIN	Currency	Purchase/ accruals	Sales/ disposals
SCHOELLERBK.REALZ.PL.(T)	AT0000672266	EUR	0	8,000
SISF-EMERG.MKT BD CACCEOH	LU0795634475	EUR	37,000	37,000
UBAM-DYNAMI.USD BD IHCEO	LU0192062460	EUR	48,500	48,500
UBAM-DYNAMIC EURO BD I CP	LU0132662635	EUR	19,100	19,100
UBS(L)BD-GL.DYN(DL)QA EOH	LU1240774601	EUR	26,000	26,000
UBS(L)BD-F.R.I.(USD)QEOH	LU1679114121	EUR	47,000	47,000
UNIRENTA OSTEUROPA A	LU0097169550	EUR	186,000	186,000
VF-SU.EM.LO.CU.BD EOAP	LU0563308872	EUR	22,500	22,500
VON.TW.FOUR M.E.A.B.S.IEO	LU1602255561	EUR	63,100	63,100
<b>INVESTMENT CERTIFICATES INCLUDED IN OTHER ORGANISED MARKETS BRITISH POUND</b>				
PFI ETF-PLS SH.MA.LSI	IE00B6225G73	GBP	110,000	110,000
<b>INVESTMENT CERTIFICATES INCLUDED IN OTHER ORGANISED MARKETS U.S. DOLLAR</b>				
BGF-USD H.YLD BD D ACC.DL	LU0552552704	USD	134,000	134,000
BNPP EMERGING BD CI	LU0102020947	USD	0	160,000
HSBC GIF-GL.EM.MESGLDICDL	LU0992595826	USD	580,000	580,000
MSI-EM.MK.FXD INC.OP.Z DL	LU1258507661	USD	79,000	79,000
N.B.I.FD.E.M.D.H.C.IACCDL	IE00B99K4563	USD	0	178,000
SISF E.M.D.A.R.C ACC	LU0106253437	USD	140,000	140,000
T.ROWE P-GL.H.INC.BD QADL	LU1216622727	USD	172,000	172,000

**Derivatives**

(option premiums or volume of option transactions sold in opening transactions, purchases and sales in the case of warrants)

Class designation	ISIN	Currency	Purchase/ accruals	Sales/ disposals
<b>FORWARD EXCHANGE DEALINGS CZECH KORUNA</b>				
DTG EUR CZK 01.12.23	DTG172713	CZK	15,051,000	15,051,000
DTG EUR CZK 01.12.23	DTG173698	CZK	15,051,000	15,051,000
DTG EUR CZK 03.11.23	DTG171888	CZK	14,896,000	14,896,000
DTG EUR CZK 03.11.23	DTG172712	CZK	14,896,000	14,896,000
DTG EUR CZK 06.10.23	DTG171095	CZK	14,480,000	14,480,000
DTG EUR CZK 06.10.23	DTG171887	CZK	14,480,000	14,480,000
DTG EUR CZK 08.09.23	DTG170114	CZK	14,217,000	14,217,000
DTG EUR CZK 08.09.23	DTG171094	CZK	14,217,000	14,217,000
DTG EUR CZK 10.02.23	DTG158887	CZK	13,772,000	13,772,000
DTG EUR CZK 10.02.23	DTG160721	CZK	13,772,000	13,772,000
DTG EUR CZK 10.03.23	DTG160722	CZK	13,825,000	13,825,000
DTG EUR CZK 10.03.23	DTG162516	CZK	13,825,000	13,825,000
DTG EUR CZK 11.08.23	DTG169207	CZK	13,792,000	13,792,000
DTG EUR CZK 11.08.23	DTG170113	CZK	13,792,000	13,792,000
DTG EUR CZK 12.05.23	DTG163982	CZK	13,439,000	13,439,000
DTG EUR CZK 12.05.23	DTG165744	CZK	13,439,000	13,439,000
DTG EUR CZK 13.01.23	DTG158223	CZK	0	13,711,000
DTG EUR CZK 13.01.23	DTG158886	CZK	13,711,000	13,711,000
DTG EUR CZK 14.04.23	DTG162517	CZK	13,748,000	13,748,000
DTG EUR CZK 14.04.23	DTG163981	CZK	13,748,000	13,748,000
DTG EUR CZK 14.07.23	DTG167822	CZK	13,876,000	13,876,000
DTG EUR CZK 14.07.23	DTG169206	CZK	13,876,000	13,876,000
DTG EUR CZK 16.06.23	DTG165745	CZK	13,637,000	13,637,000
DTG EUR CZK 16.06.23	DTG167821	CZK	13,637,000	13,637,000
<b>FORWARD EXCHANGE DEALINGS EURO</b>				
DTG EUR CZK 01.12.23	DTG172713	EUR	608,502	608,502
DTG EUR CZK 01.12.23	DTG173698	EUR	614,076	614,076
DTG EUR CZK 03.11.23	DTG171888	EUR	609,316	609,316

## Derivatives

(option premiums or volume of option transactions sold in opening transactions, purchases and sales in the case of warrants)

Class designation	ISIN	Currency	Purchase/ accruals	Sales/ disposals
DTG EUR CZK 03.11.23	DTG172712	EUR	603,395	603,395
DTG EUR CZK 06.10.23	DTG171095	EUR	594,222	594,222
DTG EUR CZK 06.10.23	DTG171887	EUR	593,467	593,467
DTG EUR CZK 08.09.23	DTG170114	EUR	584,660	584,660
DTG EUR CZK 08.09.23	DTG171094	EUR	584,677	584,677
DTG EUR CZK 10.02.23	DTG158887	EUR	571,365	571,365
DTG EUR CZK 10.02.23	DTG160721	EUR	579,605	579,605
DTG EUR CZK 10.03.23	DTG160722	EUR	580,054	580,054
DTG EUR CZK 10.03.23	DTG162516	EUR	585,012	585,012
DTG EUR CZK 11.08.23	DTG169207	EUR	578,225	578,225
DTG EUR CZK 11.08.23	DTG170113	EUR	568,391	568,391
DTG EUR CZK 12.05.23	DTG163982	EUR	574,017	574,017
DTG EUR CZK 12.05.23	DTG165744	EUR	573,336	573,336
DTG EUR CZK 13.01.23	DTG158223	EUR	563,520	0
DTG EUR CZK 13.01.23	DTG158886	EUR	570,864	570,864
DTG EUR CZK 14.04.23	DTG162517	EUR	579,639	579,639
DTG EUR CZK 14.04.23	DTG163981	EUR	588,779	588,779
DTG EUR CZK 14.07.23	DTG167822	EUR	582,137	582,137
DTG EUR CZK 14.07.23	DTG169206	EUR	583,025	583,025
DTG EUR CZK 16.06.23	DTG165745	EUR	580,002	580,002
DTG EUR CZK 16.06.23	DTG167821	EUR	573,465	573,465
DTG EUR PLN 01.12.23	DTG172719	EUR	11,921,942	11,921,942
DTG EUR PLN 01.12.23	DTG173702	EUR	12,275,269	12,275,269
DTG EUR PLN 03.11.23	DTG171894	EUR	11,590,820	11,590,820
DTG EUR PLN 03.11.23	DTG172718	EUR	11,953,910	11,953,910
DTG EUR PLN 06.10.23	DTG171089	EUR	12,043,485	12,043,485
DTG EUR PLN 06.10.23	DTG171893	EUR	12,007,169	12,007,169
DTG EUR PLN 08.09.23	DTG170104	EUR	12,308,571	12,308,571
DTG EUR PLN 08.09.23	DTG171088	EUR	12,050,151	12,050,151
DTG EUR PLN 10.02.23	DTG158883	EUR	11,862,372	11,862,372
DTG EUR PLN 10.02.23	DTG160715	EUR	11,774,568	11,774,568
DTG EUR PLN 10.03.23	DTG160716	EUR	11,988,351	11,988,351
DTG EUR PLN 10.03.23	DTG162510	EUR	12,172,559	12,172,559
DTG EUR PLN 11.08.23	DTG169201	EUR	12,326,018	12,326,018
DTG EUR PLN 11.08.23	DTG170103	EUR	12,266,333	12,266,333
DTG EUR PLN 12.05.23	DTG163990	EUR	11,712,364	11,712,364
DTG EUR PLN 12.05.23	DTG165752	EUR	12,076,801	12,076,801
DTG EUR PLN 13.01.23	DTG158217	EUR	11,852,730	0
DTG EUR PLN 13.01.23	DTG158882	EUR	11,898,912	11,898,912
DTG EUR PLN 14.04.23	DTG162511	EUR	11,994,016	11,994,016
DTG EUR PLN 14.04.23	DTG163989	EUR	12,124,460	12,124,460
DTG EUR PLN 14.07.23	DTG167812	EUR	12,241,867	12,241,867
DTG EUR PLN 14.07.23	DTG169200	EUR	12,335,775	12,335,775
DTG EUR PLN 16.06.23	DTG165753	EUR	12,155,719	12,155,719
DTG EUR PLN 16.06.23	DTG167811	EUR	12,384,167	12,384,167
<b>FORWARD EXCHANGE DEALINGS POLISH ZLOTY</b>				
DTG EUR PLN 01.12.23	DTG172719	PLN	53,352,000	53,352,000
DTG EUR PLN 01.12.23	DTG173702	PLN	53,352,000	53,352,000
DTG EUR PLN 03.11.23	DTG171894	PLN	53,428,000	53,428,000
DTG EUR PLN 03.11.23	DTG172718	PLN	53,428,000	53,428,000
DTG EUR PLN 06.10.23	DTG171089	PLN	55,269,000	55,269,000
DTG EUR PLN 06.10.23	DTG171893	PLN	55,269,000	55,269,000
DTG EUR PLN 08.09.23	DTG170104	PLN	55,168,000	55,168,000
DTG EUR PLN 08.09.23	DTG171088	PLN	55,168,000	55,168,000
DTG EUR PLN 10.02.23	DTG158883	PLN	55,835,000	55,835,000

**Derivatives****(option premiums or volume of option transactions sold in opening transactions, purchases and sales in the case of warrants)**

<b>Class designation</b>	<b>ISIN</b>	<b>Currency</b>	<b>Purchase/ accruals</b>	<b>Sales/ disposals</b>
DTG EUR PLN 10.02.23	DTG160715	PLN	55,835,000	55,835,000
DTG EUR PLN 10.03.23	DTG160716	PLN	57,054,000	57,054,000
DTG EUR PLN 10.03.23	DTG162510	PLN	57,054,000	57,054,000
DTG EUR PLN 11.08.23	DTG169201	PLN	54,844,000	54,844,000
DTG EUR PLN 11.08.23	DTG170103	PLN	54,844,000	54,844,000
DTG EUR PLN 12.05.23	DTG163990	PLN	54,691,000	54,691,000
DTG EUR PLN 12.05.23	DTG165752	PLN	54,691,000	54,691,000
DTG EUR PLN 13.01.23	DTG158217	PLN	0	55,794,000
DTG EUR PLN 13.01.23	DTG158882	PLN	55,794,000	55,794,000
DTG EUR PLN 14.04.23	DTG162511	PLN	56,443,000	56,443,000
DTG EUR PLN 14.04.23	DTG163989	PLN	56,443,000	56,443,000
DTG EUR PLN 14.07.23	DTG167812	PLN	54,740,000	54,740,000
DTG EUR PLN 14.07.23	DTG169200	PLN	54,740,000	54,740,000
DTG EUR PLN 16.06.23	DTG165753	PLN	55,221,000	55,221,000
DTG EUR PLN 16.06.23	DTG167811	PLN	55,221,000	55,221,000

## Transactions in accordance with regulation (EU) 2015/2365 (SFTR)

Securities lending transactions within the meaning of Regulation (EU) 2015/2365 (The Regulation on Transparency of Securities Financing Transactions and of Reuse) must not be used for the fund. For this reason, securities lending transactions were not used in the reporting period.

Repurchase agreements within the meaning of Regulation (EU) 2015/2365 (The Regulation on Transparency of Securities Financing Transactions and of Reuse) must not be used for the fund. For this reason, repurchase agreements were not used in the reporting period.

Total return swaps within the meaning of Regulation (EU) 2015/2365 (The Regulation on Transparency of Securities Financing Transactions and of Reuse) may be used for the fund. There were no total return swaps during the reporting period.

## Performance-related remuneration in the reporting period

In addition, a performance fee is charged in accordance with the fund regulations. For the unit class C-QUADRAT ARTS Total Return Bond (VTH) A CZK a performance fee of CZK 92,693.74 ( 0.579% of the net asset value) was levied in the reporting period. For the unit class C-QUADRAT ARTS Total Return Bond (VTH) A PLN a performance fee of PLN 381,922.79 ( 0.717% of the net asset value) was levied in the reporting period. For the unit class C-QUADRAT ARTS Total Return Bond (TTH) IT a performance fee of EUR 1,020.65 ( 0.004% of the net asset value) was levied in the reporting period. During the reporting period no performance-related compensation (performance fee) was levied for the other classes.

The sub-funds contained therein which are not managed by the company itself are reimbursed management compensations at a rate of 0.4% to 1% p.a. by the respective managing investment company. These investment companies did not invoice any front-end fees for the purchase of the units.



# Audit certificate

## Report on the statement of account

### Audit opinion

We have audited the attached statement of account of Ampega Investment GmbH pertaining to

C-QUADRAT ARTS Total Return Bond, a co-ownership fund pursuant to the Austrian Investment Fund Act (Investmentfondsgesetz (InvFG)) 2011,

which consists of the statement of net assets effective 31. December 2023, the income statement for the financial year ending on this reporting date and the other information provided in Annex I Schedule B of the InvFG 2011.

In our opinion, the statement of accounts complies with the legal requirements and gives a true and fair view of the financial position, cash flows and financial performance as at 31. December 2023 as well as the results of operations of the fund for the financial year ending on this reporting date in accordance with Austrian corporate law and the provisions set out in InvFG 2011.

### Basis of the audit opinion

We conducted our audit in accordance with sec. 49 (5) InvFG 2011 and in accordance with the Austrian principles of proper auditing. These principles require the application of International Standards on Auditing (ISA). Our responsibilities under these regulations and standards are described further in the section "Responsibilities of the auditor for the audit of the statement of account" of our audit certificate. We are independent of the company in accordance with Austrian corporate and professional regulations and we have fulfilled our other professional duties in accordance with these requirements. We believe that the audit evidence we obtained until the date of issue of the audit certificate is sufficient and appropriate to serve as a basis for our audit opinion.

### Other information

The legal representatives are responsible for the other information. The other information comprises all information contained in the statement of account, with the exception of the statement of net assets, the income statement, the other information provided in Annex I, Scheme B of the Austrian Investment Fund Act 2011.

Our audit opinion on the statement of account does not cover this other information and we do not make any type of representation hereon.

In connection with our audit of the statement of account, we have a responsibility to read that other information and, in doing so, to consider whether the other information is materially inconsistent with the statement of account or our knowledge obtained in the audit or otherwise appears to be misrepresented.

If, based on the work we have performed on the other information obtained prior to the date of the audit certificate, we conclude that there is a material misrepresentation of that other information, we are required to report that fact. We have nothing to report in this regard.

### Responsibility of the legal representatives and the Supervisory Board for the statement of account

The legal representatives are responsible for the preparation of the statement of account and for the latter to provide a true and fair view of the financial position, cash flows and financial performance of the fund in accordance with Austrian company law and the provisions set out in InvFG 2011. In addition, the legal representatives are responsible for the internal controls that they consider necessary to allow the establishment of a statement of account that is free from material - intended or unintentional - misrepresentations, whether due to fraud or error.

The Supervisory Board is responsible for overseeing the accounting of the company regarding the funds it manages.

### Responsibilities of the auditor for the audit of the statement of account

Our objectives are to obtain reasonable assurance as to whether or not the statement of account as a whole is free from material misstatements, whether intentional or unintentional, due to fraud or error, and to certify the statement of account, which includes our audit opinion. Sufficient security is a high degree of security, but it does not guarantee that an audit carried out in accordance with the Austrian principles of proper auditing, which requires the application of the ISA, will always reveal a material misrepresentation, if any. Misrepresentations may result from fraud or errors and are deemed to be material if they individually or collectively could reasonably be expected to affect the economic decisions made by users on the basis of this statement of account. As part of an audit in accordance with the Austrian principles of proper auditing, which require the application of ISA, we exercise obligatory discretion throughout the entire audit and maintain a critical underlying attitude.

In addition, the following applies:

- We identify and assess the risks of material - intentional or unintentional - misrepresentations in the statement of account due to fraud or error, plan audit procedures in response to these risks, perform such audits and obtain audit evidence that is sufficient and appropriate to serve as a basis for our audit opinion. The risk that material misrepresentations resulting from fraud will not be revealed is higher than a risk resulting from errors, since acts of fraud may include fraudulent co-operation, counterfeiting, intended incompleteness, misleading representations or the abolition of internal controls.
  - We gain an understanding of the internal control system relevant to the audit to plan audit procedures that are appropriate in the circumstances, but not with the objective of issuing an audit opinion on the effectiveness of the company's internal control system.
  - We assess the appropriateness of the accounting methods used by the legal representatives as well as the verifiability of the estimated values presented by the legal representatives in accounting and related information.
  - We assess the overall presentation, the structure and the content of the statement of account, including the information as well as if the statement of account reflects the underlying transactions and events in such a way as to achieve the most accurate view possible.
- We exchange information with the Supervisory Board, inter alia, about the planned scope and the scheduled timing of the audit, as well as significant audit findings, including any significant deficiencies in the internal control system that we recognise during our audit.

Vienna, 29.04.2024

Deloitte Audit Wirtschaftsprüfungs GmbH

Dipl.-Kffr. Karen Burghardt

Auditor

Note: The audit opinion issued by Deloitte Audit Wirtschaftsprüfungs GmbH only applies for the German-language version.

## Annex to the Sustainable Finance Discloser Regulation

**Sustainable investment**

means an investment in an economic activity that contributes to an environmental or social objective, provided that the investment does not significantly harm any environmental or social objective and that the investee companies follow good governance practices.

The **EU Taxonomy** is a classification system, establishing a list of environmentally sustainable economic activities. For the time being, it does not include a list of socially sustainable economic activities. Sustainable investments with an environmental objective might be aligned with the Taxonomy or not.

Name des Produkts:

C-QUADRAT ARTS Total Return Bond

Unternehmenskennung (LEI-Code):

529900A9BPR8MV42C117

## Ecological and/or social characteristics

Did this financial product have a sustainable investment objective?

   Yes

  No

 It made **sustainable investments with an environmental objective**: \_%

 in economic activities that qualify as environmentally sustainable under the EU Taxonomy

 in economic activities that do not qualify as environmentally sustainable under the EU Taxonomy

 It made **sustainable investments with a social objective**: \_%

 It **promoted Environmental/Social (E/S) characteristics** and while it did not have as its objective a sustainable investment, it had a proportion of \_% of sustainable investments

 with an environmental objective in economic activities that qualify as environmentally sustainable under the EU Taxonomy

 with an environmental objective in economic activities that do not qualify as environmentally sustainable under the EU Taxonomy

 with a social objective

 It promoted E/S characteristics, but **did not make any sustainable investments**



## To what extent were the environmental and/or social characteristics promoted by this financial product met?

**Sustainability indicators** measure how the sustainable objectives of this financial product are attained

This financial product does not contribute to any environmental objective within the meaning of Art. 9 of the Taxonomy Regulation.

C-QUADRAT ARTS Total Return Bond seeks to achieve moderate capital growth.

The investment strategy of the C-QUADRAT ARTS Total Return Bond fund is actively managed and is not based on a benchmark. Rather, the aim is to generate absolute value growth over the long term.

The following assets may be selected for the investment fund in accordance with InvFG.

The fund invested at least 51% of the fund's assets in units of other investment funds that are listed in accordance with Art. 8 or 9 pursuant to Regulation (EU) 2019/2088 ("Disclosure Regulation"). Units may also be acquired in investment funds that aim to achieve a neutral or opposing performance in relation to a specific market trend.

Securities (including securities with embedded derivative instruments) were allowed to be acquired up to 49% of the fund assets. However, equities and equity-equivalent securities must not be acquired.

Derivative instruments were allowed to be used as part of the investment strategy up to 49% of the fund assets (calculated according to market prices) and for hedging purposes.

Sight deposits and callable deposits with a maximum term of 12 months were allowed to be held up to 49% of the fund assets. No minimum bank balance had to be held.

### ● How did the sustainability indicators perform?

#### Indicator

Funds that are classified in accordance with Article 8 or 9 of the Disclosure Regulation

#### Description

Funds that promote environmental or social characteristics and observe the principles of corporate governance or aim for sustainable investment are considered sustainable. Particular care is taken to ensure that investments are made exclusively in target funds that are classified as funds in accordance with Article 8 or 9 of Regulation (EU) 2019/2088 on sustainability-related disclosure requirements in the financial services sector and are promoted as such.

#### Methodology

Verification that the funds are classified in accordance with the Disclosure Regulation pursuant to Article 8 or 9.

#### Indicator

Funds classified under MiFID II

#### Description

Investments are made in target funds which, according to Article 2 no. 7 of Delegated Regulation (EU) 2017/565 (as amended by Delegated Regulation 2021/1253) (MiFID II) show or correspond to a combination of

(a) A Minimum proportion in environmentally sustainable investments within the meaning

of Article 2 number 1 of Regulation (EU) 2020/852;

(b) A Minimum proportion in sustainable investments within the meaning of Article 2 number 7 of Regulation (EU) 2019/2088;

(c) A consideration of the most significant adverse impacts on sustainability factors or a combination thereof.

#### Methodology

Verification that the funds comply with at least one of the requirements (a) to (c) described above under MiFID II.

#### ● ESG figures

reference period	31.12.2023
Funds that are classified in accordance with Article 8 or 9 of the Disclosure Regulation	92.76 %
Funds classified under MiFID II	15.90 %
Aligned with E/S - characteristics	92.92%
Other investments	7.08%

The EU Taxonomy sets out a “do not significant harm” principle by which Taxonomy-aligned investments should not significantly harm EU Taxonomy objectives and is accompanied by specific EU criteria.

The “do no significant harm” principle applies only to those investments underlying the financial product that take into account the EU criteria for environmentally sustainable economic activities. The investments underlying the remaining portion of this financial product do not take into account the EU criteria for environmentally sustainable economic activities.

Any other sustainable investments must also not significantly harm any environmental or social objectives.



#### How did this financial product consider principal adverse impacts on sustainability factors?

The management according to the principal adverse impact of investment decisions on sustainability factors is not part of the investment strategy in this fund.



### What were the top investments of this financial product?

Principal investments include the 15 positions in the securities portfolio with the highest average market value across all valuation dates. The valuation dates are the last valuation dates of each month in the period under review including the reporting date. The information is given as a percentage of the average fund assets over all reporting dates.

The list includes the investments constituting the **greatest proportion of investments** of the financial product during the reference period which is: 01/01/2023 - 31/12/2023

Largest investments	Sector	Assets	Country
DNCA Invest - Alpha Bonds I (LU1694789378)	Other financial service activities	13.07%	Luxembourg
AB - Mortgage Income Portfolio-I2 (LU1699968225)	Trust funds and other funds	8.63%	Luxembourg
Vontobel Fund - Twentyfour Monument European Asset (LU1602255561)	Trust funds and other funds	3.89%	Luxembourg
Generali Investments SICAV - Central & Eastern Eur (LU0145480769)	Trust funds and other funds	3.60%	Luxembourg
iShares USD Floating Rate Bond UCITS ETF (IE00BF11F458)	Trust funds and other funds	3.04%	Ireland
Credit Suisse Lux Financial Bond Fund (LU1160526791)	Trust funds and other funds	3.01%	Luxembourg
Nordea 1-European Financial Debt Fund-BI (LU0772943501)	Trust funds and other funds	2.78%	Luxembourg
Edmond de Rothschild Fund - Emerging Credit Fund (LU1080016071)	Other financial service activities	2.10%	Luxembourg
iShares China CNY Bond UCITS ETF (IE00BKT6VQ12)	Trust funds and other funds	1.98%	Ireland
UniEuroAspirant A (LU0097169550)	Trust funds and other funds	1.97%	Luxembourg
HSBC GIF - Euro High Yield Bond IC (LU0165129072)	Trust funds and other funds	1.93%	Luxembourg
Candriam Bonds Euro High Yield-I (LU0144746509)	Trust funds and other funds	1.86%	Luxembourg
Man GLG Global Investment Grade Opportunities (IE000VA5W9H0)	Trust funds and other funds	1.76%	Ireland
Lyxor EUR 2-10Y Inflation Expectations UCITS ETF (LU1390062245)	Trust funds and other funds	1.66%	Luxembourg
Amundi Funds Strategic Bond (LU1883302660)	Trust funds and other funds	1.58%	Luxembourg



### What was the proportion of sustainability-related investments?

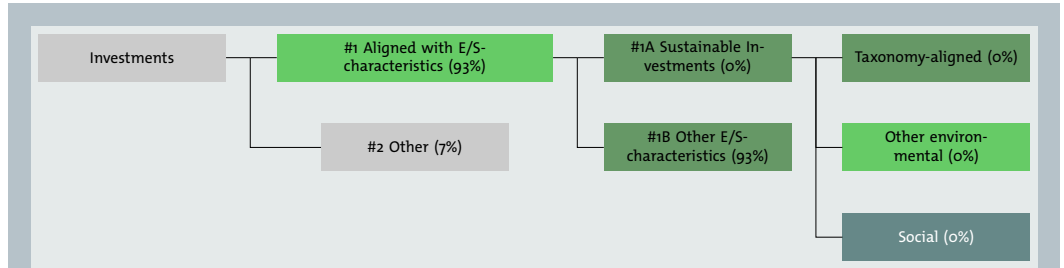
**Asset allocation** describes the share of investments in specific assets.

#### ● What was the proportion of sustainability-related investments?

The assets of the fund are divided into different categories in the chart below. "Investments" covers all assets that can be acquired for the fund.

Category "#1 Aligned with E/S characteristics" comprises those assets that are transacted within the framework of the investment strategy to attain the promoted ecological or social characteristics.

Category "#2 Other investments" includes, for example, derivatives, bank deposits or financial instruments for which there is not enough data to be able to assess it for the sustainable investment strategy of the fund.



#1 Aligned with E/S characteristics includes the investments of the financial product used to attain the environmental or social characteristics promoted by the financial product.

#2 Other includes the remaining investments of the financial product which are neither aligned with the environmental or social characteristics, nor are qualified as sustainable investments.

The category #1 Aligned with E/S characteristics covers:

- The Subcategory #1A Sustainable covers environmentally and socially sustainable investments.
- The sub-category #1B Other E/S characteristics covers investments aligned with the environmental or social characteristics that do not qualify as sustainable investments.

**● In which economic sectors were the investments made?**

The average of the market values over all valuation dates per economic sector is calculated for all positions of the securities portfolio. The valuation dates are the last valuation dates of each month in the period under review, including the reporting date. The information is given as a percentage of the average fund assets over all reporting dates.

Sector	proportion
Trust funds and other funds	79.75%
Other financial service activities	18.57%
Fund management	1.51%



**To what extent were the sustainable investments with an environmental objective aligned with the EU Taxonomy?**

The fund has not made any sustainable investments with an environmental objective according to the EU Taxonomy Regulation. The minimum share of Taxonomy-aligned investments is therefore shown as 0 per cent as at the reporting date.

**Did the financial product invest in fossil gas and/or nuclear energy related activities complying with the EU Taxonomy?**

Yes  
 In fossil Gas  In nuclear energy

No

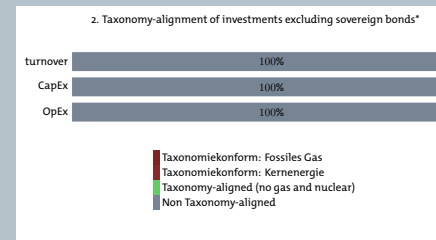
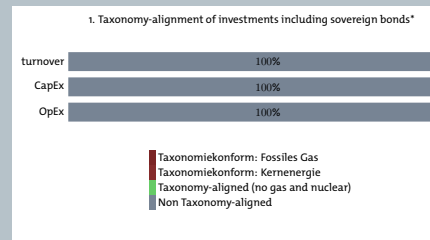
Taxonomy-aligned activities are expressed as a share of:

- **turnover** reflects the “greenness” of investee companies today.

- **capital expenditure (CapEx)** shows the green investments made by investee companies, relevant for a transition to a green economy.

- **operational expenditure (OpEx)** reflects the green operational activities of investee companies.

The graphs below show in green the percentage of investments that were aligned with the EU Taxonomy. As there is no appropriate methodology to determine the Taxonomy-alignment of sovereign bonds\*, the first graph shows the Taxonomy-alignment in relation to all the investments of the financial product including sovereign bonds, while the second graph shows the Taxonomy-alignment only in relation to the investments of the financial product other than sovereign bonds.



\* For the purpose of these graphs, 'sovereign bonds' consist of all sovereign exposures.

**Enabling activities** directly enable other activities to make a substantial contribution to an environmental objective.

**Transitional activities** are activities for which low-carbon alternatives are not yet available and among others have greenhouse gas emission levels corresponding to the best performance.

### ● What was the share of investments made in transitional and enabling activities?

No investments were made for this fund that flowed into transitional activities or enabling activities. The minimum share of Taxonomy-aligned investments is therefore shown as 0 per cent as at the reporting date.



### What investments were included under "other", what was their purpose and were there any minimum environmental or social safeguards?

“Other investments” included investments that do not contribute to environmental or social characteristics. These include, for example, derivatives, investments for diversification purposes, investments for which no data is available or cash for liquidity management. With the exception of the minimum exclusions that apply to investments for diversification purposes, no minimum environmental or social protection was taken into account in the acquisition of these assets.





### What actions have been taken to meet the environmental and/or social characteristics during the reference period?

The fund applied exclusion criteria.

Investments in companies that violate the UN Global Compact were not considered eligible for investment. The topics of forced labour, child labour and discrimination were also covered in this context. The Best Available Technique (BAT) principle and international environmental legislation, amongst others, were used as assessment guidelines for controversies in the area of environmental

problems. Investments in companies to outlawed weapons (according to the “Ottawa Convention”, “Oslo Convention” and the UN conventions “UN BWC”, “UN CWC”) were not made. Investments in companies that generate a significant proportion of their turnover from the extraction of oil sands or conversion of coal into electricity are excluded.

For investments in countries, countries with a low sustainability rating were excluded. Dimensions of the assessment included environmental, social and governmental activities that comply with international conventions and standards. This was based on an analysis of relevant controversies, such as corruption, environmental pollution or freedom of expression. Countries that violate global norms such as the Freedom House Index were also excluded.

The investment fund invests at least 51% of the fund’s assets in units of other investment funds that are classified in accordance with Art. 8 or 9 of the Disclosure Regulation.



### How did this financial product perform compared to the reference benchmark?

- Not relevant for this fund.

#### How does the reference benchmark differ from a broad market index?

Not relevant for this fund.

#### How did this financial product perform with regard to the sustainability indicators to determine the alignment of the reference benchmark with the environmental or social characteristics promoted?

Not relevant for this fund.

#### How did this financial product perform compared with the reference benchmark?

Not relevant for this fund.

#### How did this financial product perform compared with the broad market index?

Not relevant for this fund.

**Reference benchmarks** are indexes to measure whether the financial product attains the environmental or social characteristics that they promote.

## Tax treatment

Upon the entry into force of the new reporting scheme (from 6 June 2016), the tax treatment will be prepared by Oesterreichische Kontrollbank AG (OeKB) and published at [www.profitweb.at](http://www.profitweb.at). The tax files are available for download for all funds. Please refer to the homepage [www.profitweb.at](http://www.profitweb.at) for further information on eligible or refundable foreign taxes.

## Calculation method of the overall risk: Value at Risk

Reference assets: NONE because of 10% absolute VaR

Risk model:

Multi-factor model with Monte Carlo simulation

Minimum VaR: 1.22%

Average VaR: 2.18%

Maximum VaR: 3.00%

## Disclosures on transparency pursuant to Regulation (EU) 2020/852 or disclosures according to Art. 11 of the Sustainable Finance Disclosure Regulation

The investments underlying this financial product do not take into account the EU criteria for environmentally sustainable economic activities.

The management according to the principal adverse impact of investment decisions on sustainability factors is not part of the investment strategy in this fund.

However, consideration of principal adverse impact on sustainability factors, including the impact of issuers on sustainability factors, is an integral part of the fund's investment analysis. Sustainability factors include environmental, social and labour concerns, respect for human rights and the fight against corruption and bribery. Investments that are classified as controversial arms manufacturers according to

the ESG data underlying the monitoring are subject to an absolute exclusion. Such exclusion also applies – subject to agreed limits – to investments by or related to issuers that are not compliant with the UN Global Compact criteria according to the data used by the company.

In accordance with the principal adverse sustainability impacts identified at company level, measures are defined for the various asset classes in this context in order to reduce the adverse sustainability impacts. In addition, the company is a signatory to the Principles for Responsible Investment (PRI) and is thus committed to the expansion of sustainable investments and to compliance with the six principles for responsible investment established by the UN.

## Fund regulations pursuant to the Austrian Investment Fund Act (InvFG) 2011

The Austrian Financial Market Authority (FMA) has approved the fund regulations for the investment fund **C-QUADRAT ARTS Total Return Bond**, a Miteigentumsfonds (co-ownership fund) pursuant to the **Austrian Investment Fund Act 2011 as amended (InvFG)**.

The investment fund is an undertaking for collective investment in transferable securities (UCITS) and is managed by Ampega Investment GmbH (hereinafter: the "Management Company") which is headquartered in Cologne/Germany.

### Article 1 Co-ownership units

The co-ownership units are embodied in unit certificates with the character of financial instruments which are issued to bearer.

The unit certificates are represented by global certificates for each unit class. Therefore, actual securities cannot be issued.

### Article 2 Custodian bank (custodian)

The investment fund's custodian bank (custodian) is Raiffeisen Bank International AG, Vienna.

The custodian bank (custodian) is the paying agent for unit certificates.

### Article 3 Investment instruments and principles

#### The following assets may be selected for the investment fund in accordance with InvFG.

C-QUADRAT ARTS Total Return Bond does not follow any benchmark in terms of its investment strategy. It seeks to realise absolute long-term growth.

The investment fund invests at least **51%** of its fund assets in bond funds and money market funds/near-money market funds. The fund may thus acquire units in investment funds which seek to achieve a neutral or opposite performance by comparison with a specific market trend. The following investment instruments are purchased for the fund's assets subject to compliance with the above description.

#### Securities

Securities (including securities with embedded derivative instruments) may account for **up to 49%** of the fund assets. However, equities and equity-equivalent securities must not be acquired.

#### Money market instruments

Not applicable.

#### Securities and money market instruments

The acquisition of securities not fully paid in and subscription rights on such instruments or the acquisition of other financial instruments not fully paid in shall be permitted **up to a maximum of 10%** of the fund assets.

Securities may be acquired where they comply with the criteria for listing and trading on a regulated market or a stock exchange pursuant to InvFG.

Securities which do not fulfil the criteria outlined in the above paragraph may account for **up to 10%** of the overall fund assets.

#### Units in investment funds

Units in investment funds (UCITS, UCI) may each and overall amount to **up to 20%** of the fund assets and may be purchased within legally permissible limits unless these UCITS or UCI for their part invest more than 10% of their fund assets in units in other investment funds.

Units in UCI may be purchased for **up to 30%** of the fund assets in total.

#### Derivative instruments

Derivative instruments may account for **up to 49%** of the fund assets (calculated according to market prices) within the framework of the investment fund's strategy and for hedging purposes.

#### Investment fund's risk measurement method:

The investment fund uses the following risk measurement method:

The VaR figure is calculated pursuant to the 4th chapter of the 4th Austrian Derivatives Risk Calculation and Reporting Ordinance (Derivate-Risikoberechnungs- und Meldeverordnung) as amended.

– value at risk

– **absolute VaR**

The allocable risk amount for the overall risk - calculated as the value-at-risk amount for the fund's investments - is limited to a **maximum of 10%** of the net asset value of the fund assets (absolute VaR).

#### Sight deposits and deposits at notice

Sight deposits and deposits at notice with notice periods not exceeding 12 months may amount to **up to 49%** of the fund assets.

No minimum bank balance need be maintained.

#### Short-term loans

The Management Company may take up short-term loans of **up to 10%** of the fund assets for account of the investment fund.

#### Repurchase agreements

Not applicable.

#### Securities lending

Not applicable.

Investment instruments may only be acquired uniformly for the entire investment fund, not for an individual unit class or for a group of unit classes. However, this does not apply for currency hedge transactions. These transactions may only be entered into in relation to a single unit class. Expenses and income resulting from a currency hedge transaction shall exclusively be allocated to the relevant unit class.

### Article 4 Issue and redemption modalities

The unit value shall be calculated in EUR.

The value of units will be calculated on each banking day.

#### Issue and front-end load

The issue price is the unit value plus a fee per unit of **up to 3.00%** to cover the Management Company's issuing costs, rounded up to the nearest cent. There is currently no front-end load for the retro-free unit class "H".

Issue of the units shall not be limited in principle; however, the Management Company hereby reserves the right to cease issuing unit certificates either temporarily or permanently.

#### Redemption and redemption fee

No redemption fee will be charged. The redemption price shall correspond to the unit value rounded down to the nearest cent.

At the request of a unitholder, his unit shall be redeemed out of the investment fund at the applicable redemption price against surrender of the unit certificate.

#### Article 5 Financial year

The investment fund's financial year is the period from January 1 to December 31.

#### Article 6 Unit classes and appropriation of income

Both distribution unit certificates and accumulation unit certificates with payment of withholding tax on investment income and accumulation unit certificates without payment of withholding tax on investment income may be issued for the investment fund.

Various classes of unit certificates may be issued for this investment fund. The Management Company may decide to establish unit classes or to issue units in a given unit class.

##### Appropriation of income in case of distribution unit certificates (distribution)

Once costs have been covered, the income received during the past financial year (interest and dividends) may be distributed at the discretion of the management company. Distribution may be waived subject to due consideration of the unitholders' interests. The distribution of income from the sale of assets of the Fund including subscription rights shall likewise be at the discretion of the management company. A distribution from the fund assets and interim distributions are also permissible. The fund assets may not through distributions fall below the minimum volume for a termination which is stipulated by law.

From April 30 of the following financial year the amounts are to be distributed to the holders of distribution unit certificates. Any remaining balances shall be carried forward to new account.

In any case, from April 30 the amount calculated pursuant to InvFG shall be paid out, to be used where applicable to meet any withholding tax on investment income commitments on the distribution-equivalent return on those unit certificates.

##### Appropriation of income in case of accumulation unit certificates with payment of withholding tax on investment income (accumulation)

The income accumulating over the financial year is not distributed after the costs have been covered. For accumulation unit certificates, the amount determined in accordance with InvG is to be paid from April 30 which, if applicable, is to be used to cover the mandatory amount of withholding tax on investment income to be attributable to deemed-distributed income of the unit certificate.

##### Appropriation of income in case of accumulation unit certificates without payment of withholding tax on investment income

##### (full accumulation)

The income accumulating over the financial year that remains after the deduction of expenses shall not be distributed. No payment pursuant to InvFG will be made. April 30 of the following financial year shall be the key date pursuant to InvFG in case of failure to pay withholding tax on investment income on the annual yield.

The Management Company must ensure by furnishing evidence from the custodial account providers that, at the time of payment, the unit certificates are only held by unitholders who are either not subject to Austrian personal income tax or corporation income tax or who meet the requirements for exemption pursuant to section 94 of the Austrian Income Tax Act or for exemption from withholding tax on investment income.

If these preconditions have not been met as of the payment date, the amount calculated pursuant to InvFG shall be paid out by the custodian in the form of credit.

Appropriation of income in case of accumulation unit certificates without payment of withholding tax on investment income (fully accumulating tranche for non-resident investors exempt from withholding tax)

Accumulation unit certificates without deducted withholding tax on investment income shall only be sold outside Austria.

The income accumulating over the financial year that remains after the deduction of expenses shall not be distributed. No payment pursuant to InvFG will be made.

The management company must ensure by furnishing evidence that, at the time of payment, the unit certificates may only be held by unitholders who are either not subject to Austrian personal income tax or corporate income tax or who fulfil the requirements for exemption pursuant to section 94 of the Austrian Income Tax Act or for exemption from withholding tax on investment income.

#### Article 7 Management fee, reimbursement of expenses, liquidation fee

For its management activity the Management Company receives annual remuneration of up to 1.10% p.a. of the fund assets, calculated on the basis of the values at the end of each month.

In addition, the Management Company receives a monthly variable management fee (performance fee) of 10% of the fund's net performance (development of the unit value) in relation to the "high water mark". The "high water mark" corresponds to the unit value at the end of the previous month when a performance fee was last paid and is continuously calculated on the basis of the average fund volume and will influence the calculated net asset value, within the scope of income. The calculation shall be based on the number of units in circulation at the end of the relevant month.

The costs arising at the introduction of new unit classes for existing asset portfolios shall be deducted from the unit prices of the new unit classes.

At the liquidation of the investment fund, the liquidating party shall receive remuneration amounting to **0.50%** of the fund assets.

The Management Company is entitled to reimbursement of all expenses associated with its management of the fund.

Please refer to the prospectus for further information regarding this investment fund.

# ANNEX

## List of stock exchanges with official trading and regulated markets

### 1. Stock exchanges with official trading and regulated markets in the Member States of the EEA as well as stock exchanges in European countries outside the EEA Member States that are considered equivalent to regulated markets

Each Member State is required to maintain an updated list of regulated markets authorised by it. Such list is to be made available to the other Member States and to the European Commission.

Pursuant to the Directive, the European Commission is obliged to publish once per year a list of the regulated markets of which it has received notice.

Due to increasing deregulation and to trading segment specialisation, the list of “regulated markets” is undergoing great changes. The European Commission will therefore provide an updated version on its official website in addition to annual publication of the list in the Official Journal of the European Union.

#### 1.1. The current list of regulated markets is available at:

[https://registers.esma.europa.eu/publication/searchRegister?core=esma\\_registers\\_upreg](https://registers.esma.europa.eu/publication/searchRegister?core=esma_registers_upreg) <sup>1)</sup>

#### 1.2. The following stock exchanges are included in the list of regulated markets:

- |                     |  |
|---------------------|--|
| 1.2.1. Luxembourg:  | Euro MTF Luxembourg                              |
| 1.2.2. Switzerland: | SIX Swiss Exchange AG, BX Swiss AG <sup>2)</sup> |

#### 1.3. Recognised markets in the EEA pursuant to section 67 (2) Item 2 InvFG:

Markets in the EEA that are classified as recognised markets by the respective competent supervisory authorities.

#### NOTE

With the expected withdrawal of the United Kingdom of Great Britain and Northern Ireland (GB) from the EU, GB is losing its status as an EEA Member State and subsequently the local stock exchanges / regulated markets are losing their status as EEA stock exchanges / regulated markets. For this case, we would like to point out that the GB-based stock exchanges and regulated markets Cboe Europe Equities Regulated Market – Integrated Book Segment, London Metal Exchange, Cboe Europe Equities Regulated Market – Reference Price Book Segment, Cboe Europe Equities Regulated Market – Off-Book Segment, London Stock Exchange Regulated Market (derivatives), NEX Exchange Main Board (non-equity), London Stock Exchange Regulated Market, NEX Exchange Main Board (equity), Euronext London Regulated Market, ICE FUTURES EUROPE, ICE FUTURES EUROPE - AGRICULTURAL PRODUCTS DIVISION, ICE FUTURES EUROPE - FINANCIAL PRODUCTS DIVISION, ICE FUTURES EUROPE - EQUITY PRODUCTS DIVISION und Gibraltar Stock Exchange are considered as stock exchanges or recognised regulated markets of a third country within the meaning of InvFG 2011 and/or the UCITS Directive that are expressly provided in these fund regulations.

<sup>1)</sup> To open the directory in the column on the left under “Entity Type”, select the restriction to “Regulated market” and click “Search” (or “Show table columns” and “Update”). The link can be changed by ESMA.

<sup>2)</sup> In the event that the stock exchange equivalence for Switzerland expires, SIX Swiss Exchange AG and BX Swiss AG are to be subsumed under point 2 “Stock exchanges in European countries outside the EEA Member States” until further notice.

**2. Stock exchanges in European countries that are not members of the EEA**

- |      |                     |   |
|------|---------------------|---|
| 2.1. | Bosnia Herzegovina: | Sarajevo, Banja Luka  |
| 2.2. | Montenegro:         | Podgorica   |
| 2.3. | Russia:             | Moscow (RTS Stock Exchange); Moscow Interbank Currency Exchange (MICEX) |
| 2.4. | Switzerland:        | SWX Swiss-Exchange  |
| 2.5. | Serbia:             | Belgrade  |
| 2.6. | Turkey:             | Istanbul (for stock market, "National Market" only)                     |

**3. Stock exchanges in non-European countries**

- |       |                       |   |
|-------|-----------------------|---|
| 3.1.  | Australia:            | Sydney, Hobart, Melbourne, Perth  |
| 3.2.  | Argentina:            | Buenos Aires  |
| 3.3.  | Brazil:               | Rio de Janeiro, Sao Paulo   |
| 3.4.  | Chile:                | Santiago  |
| 3.5.  | China:                | Shanghai Stock Exchange, Shenzhen Stock Exchange  |
| 3.6.  | Hong Kong:            | Hong Kong Stock Exchange  |
| 3.7.  | India:                | Mumbai  |
| 3.8.  | Indonesia:            | Jakarta   |
| 3.9.  | Israel:               | Tel Aviv  |
| 3.10. | Japan:                | Tokyo, Osaka, Nagoya, Kyoto, Fukuoka, Niigata, Sapporo, Hiroshima   |
| 3.11. | Canada:               | Toronto, Vancouver, Montreal  |
| 3.12. | Colombia:             | Bolsa de Valores de Colombia  |
| 3.13. | Korea:                | Korea Exchange (Seoul, Busan)   |
| 3.14. | Malaysia:             | Kuala Lumpur, Bursa Malaysia Berhad   |
| 3.15. | Mexico:               | Mexico City   |
| 3.16. | New Zealand:          | Wellington, Christchurch / Invercargill, Auckland   |
| 3.17. | Peru:                 | Bolsa de Valores de Lima  |
| 3.18. | Philippines:          | Manila  |
| 3.19. | Singapore:            | Singapore Stock Exchange  |
| 3.20. | South Africa:         | Johannesburg  |
| 3.21. | Taiwan:               | Taipei  |
| 3.22. | Thailand:             | Bangkok   |
| 3.23. | USA:                  | New York, American Stock Exchange (AMEX), New York Stock Exchange (NYSE), Los Angeles / Pacific Stock Exchange, San Francisco / Pacific Stock Exchange, Philadelphia, Chicago, Boston, Cincinnati |
| 3.24. | Venezuela:            | Caracas   |
| 3.25. | United Arab Emirates: | Abu Dhabi Securities Exchange (ADX)   |

**4. Organised markets in countries that are not members of the European Community**

- |      |              |   |
|------|--------------|---|
| 4.1. | Japan:       | Over the Counter Market   |
| 4.2. | Canada:      | Over the Counter Market   |
| 4.3. | Korea:       | Over the Counter Market   |
| 4.4. | Switzerland: | SWX-Swiss Exchange, BX Berne eXchange; Over the Counter Market der Mitglieder der International Capital Market Association (ICMA), Zürich |
| 4.5. | USA:         | Over the Counter Market (unter behördlicher Beaufsichtigung wie z.B. durch SEC, FINRA)  |

## 5. Stock exchanges with futures and options markets

- 5.1. Argentina: Bolsa de Comercio de Buenos Aires
- 5.2. Australia: Australian Options Market, Australian Securities Exchange (ASX)
- 5.3. Brazil: Bolsa Brasileira de Futuros, Bolsa de Mercadorias & Futuros, Rio de Janeiro Stock Exchange, Sao Paulo Stock Exchange
- 5.4. Hong Kong: Hong Kong Futures Exchange Ltd.
- 5.5. Japan: Osaka Securities Exchange, Tokyo International Financial Futures Exchange, Tokyo Stock Exchange
- 5.6. Canada: Montreal Exchange, Toronto Futures Exchange
- 5.7. Korea: Korea Exchange (KRX)
- 5.8. Mexico: Mercado Mexicano de Derivados
- 5.9. New Zealand: New Zealand Futures & Options Exchange
- 5.10. Philippines: Manila International Futures Exchange
- 5.11. Singapore: The Singapore Exchange Limited (SGX)
- 5.12. Slovakia: RM-System Slovakia
- 5.13. South Africa: Johannesburg Stock Exchange (JSE), South African Futures Exchange (SAFEX)
- 5.14. Switzerland: EUREX
- 5.15. Turkey: TurkDEX
- 5.16. USA: Amercian Stock Exchange, Chicago Board Options Exchange, Chicago, Board of Trade, Chicago Mercantile Exchange, Comex, FINEX, Mid America Commodity Exchange, ICE Future US Inc. New York, Pacific Stock Exchange, Philadelphia Stock Exchange, New York Stock Exchange, Boston Options Exchange (BOX)



## Information on the management company

### Management company

Ampega Investment GmbH  
Charles-de-Gaulle-Platz 1  
50679 Cologne  
P.O. Box 101665  
50456 Köln  
Germany

Phone +49 (221) 790 799-799

Fax +49 (221) 790 799-729

Email [fonds@ampega.com](mailto:fonds@ampega.com)

Web [www.ampega.com](http://www.ampega.com)

Local Court Cologne: HRB 3495

VAT ID No. DE 115658034

Subscribed capital: 6 mn. EUR (as of 31/12/2023)

The subscribed capital has been fully paid in.

### Management Board

Dr. Thomas Mann, Spokesman  
Member of the Management Board of  
Ampega Asset Management GmbH, Cologne

Dr. Dirk Erdmann  
Member of the Management Board of  
Ampega Asset Management GmbH, Cologne

Stefan Kampmeyer  
Member of the Management Board of  
Ampega Asset Management GmbH, Cologne

Jürgen Meyer

Djam Mohebbi-Ahari

### Supervisory Board

Dr. Jan Wicke, Chairman  
Member of the Management Board  
of Talanx AG, Hanover

Clemens Jungsthöfel, Deputy Chairman  
Member of the Management Board  
of Hannover Rück SE, Hannover

Jens Hagemann  
Master of Business Administration, Munich

Dr. Christian Hermelingmeier  
Member of the Management Board  
of HDI Global SE, Hannover

Sven Lixenfeld  
Member of the Management Board  
of HDI Deutschland AG, Düsseldorf

### Fund management

ARTS Asset Management GmbH  
Schottenfeldgasse 20  
1070 Vienna  
Austria

### Custodian bank

Raiffeisen Bank International AG  
Am Stadtpark 3  
1030 Vienna  
Austria

### Distribution offices

Other than the custodian bank/custodian, additional distribution offices may be specified.

### Auditors

Deloitte Audit Wirtschaftsprüfungs GmbH  
Renngasse 1/Freyung  
1010 Vienna  
Austria



Ampega Investment GmbH  
P.O. Box 101665, 50456 Köln, Germany

Fon +49 (221) 790 799-799  
Fax +49 (221) 790 799-729  
Email [fonds@ampega.com](mailto:fonds@ampega.com)  
Web [www.ampega.com](http://www.ampega.com)